





Council Strategy Scorecard Summary - 2016/17 Quarter 2

Measures: 28
can be reported on this quarter: 26
Outcome Summary

RAG summary ✔ ✔ ! ✘ n/a
Current: 5 13 1 7 2
(Previous): 5 8 1 12 2

Quarterly Measures	RAG status history				Current	Frequency	Next due	Preferred direction of travel	Responsibility
	Q2 2015/16	Q3 2015/16	Q4 2015/16	Q1 2016/17	Q2 2016/17				

Outcome	Measures	Description	Q2 2015/16	Q3 2015/16	Q4 2015/16	Q1 2016/17	Q2 2016/17	Frequency	Next due	Direction of Travel	Responsibility		
	Outcome 1: Strong and sustainable economic growth Blue: 1 Green: 3 Amber: 0 Red: 1 n/a: 0	1.1	Number of affordable homes delivered	✘	✘	✘	✘	Q1	Q3	▲	Mark Bradbury		
		1.2	Number of apprenticeship starts (Quarter 1)	✘	✘	✔	✔	Q	Q2	▲	Denise Edghill		
		1.3	Number of supported jobs and accredited vocational training delivered through Employment and Skills Plans linked to major developments	✘	✘	✘	✘	Q	Q3	▲	Denise Edghill		
		1.4	% gap between average earnings of people living in the city and people working in the city	✘	✔	✘	✘	A	16/17	▼	Mike Harris		
		1.5	Number of businesses paying business rates	✔	✔	✔	✔	A	16/17	▲	Mike Harris		
	Outcome 2: Children and young people get a good start in life Blue: 1 Green: 5 Amber: 1 Red: 3 n/a: 2	2.1	Number of early help assessments undertaken	✘	✘	✘	✘	Q	Q3	▲	Jo Cassey		
		2.2	Number of families 'turned around' through the Families Matter phase 2 programme	✘	✘	✘	✘	Q	Q3	▲	Jane White		
		2.3	% pupils in Early Years Foundation phase achieving good level of development	n/a	n/a	n/a	✔	A	16/17	▲	Jo Cassey		
		2.4	Percentage of pupils working at the expected standard in Reading, Writing and Maths at the end of Key Stage 2 (2016/17)	n/a	n/a	n/a	n/a	!	16/17	A	17/18	▲	Jo Cassey
		2.5	GCSE Progress 8 scores (2016/17)	n/a	n/a	n/a	n/a	✘	16/17	A	17/18	▲	Jo Cassey
		2.6	% 16-17 year olds in education and training	n/a	✔	✔	✔	✔	A	16/17	▲	Denise Edghill	
		2.7	Number of Looked after Children	!	✔	✔	✔	✔	Q	Q3	▼	Jane White	
		2.8	Number of children with active social care involvement (Looked After Children + Child in Need)	!	✔	✔	✔	✔	Q	Q3	▼	Jane White	
		2.9	Average number of days between registration and approval for new prospective adopters	✘	!	✘	✘	n/a	Q	Q3	▼	Jane White	
		2.10	% care leavers in contact and in suitable accommodation	!	✔	✘	!	✔	Q	Q3	▲	Jane White	
		2.11	Number of hospital admissions caused by unintentional and deliberate injuries in children aged 0-14 (per 10,000)	✘	✔	✔	✔	n/a	A	15/16	▼	Stephanie Ramsey	
		2.12	Number of first time entrants into Youth Justice system (per 100,000)	!	✔	✔	✘	✔	Q	Q3	▼	Jo Cassey	
	Outcome 3: People in Southampton live safe, healthy, independent lives Blue: 0 Green: 3 Amber: 0 Red: 3 n/a: 0	3.1	% of people using social care who receive direct payments	n/a	✘	✘	✘	Q	Q3	▲	Paul Juan		
		3.2	% of local Council housing stock that is decent	✔	✔	✔	✔	Q	Q3	▲	Paul Juan		
		3.3	Affordable Warmth (Heating Cost Reduction Obligation) measures installed per year (per 1,000 households)	n/a	✔	✔	✘	✘	A	16/17	▲	Paul Juan	
		3.4	Recorded levels of nitrogen dioxide in the city's Air Quality Management Areas (ug/m3)	n/a	✘	✘	✘	✔	16/17	A	16/17	▼	Mitch Sanders
		3.5	Number of Housing with Care beds delivered	n/a	✘	✘	✘	✔	A	(1)	▲	Paul Juan	
		3.6	Number of Adult Social Care clients using care technology	n/a	n/a	✘	✘	✘	Q	Q3	▲	Paul Juan	
	Outcome 4: Southampton is an attractive and modern city, where people are proud to live and work Blue: 3 Green: 2 Amber: 0 Red: 0 n/a: 0	4.1	Number of customer requests for street cleaning and fly tipping clearances	n/a	n/a	✔	✔	Q	Q3	▼	Mitch Sanders		
		4.2	% of unclassified roads requiring urgent structural maintenance	✔	✔	✔	✔	✔	A	16/17	▼	Mike Harris	
		4.3	% of A roads requiring urgent structural maintenance	✔	✔	✔	✔	✔	A	16/17	▼	Mike Harris	
		4.4	Support provided to voluntary and community groups	✔	✔	✔	✔	✔	A	16/17	▲	Emma Lewis	
		4.5	Number of family friendly events each year in Southampton	n/a	n/a	✔	✔	✔	Q	16/17	▲	Emma Lewis	

RAGB Variance Key		
BLUE	✔	Greater than 10% over target
GREEN	✔	5% under target to 10% over target
AMBER	!	Between 5% and 10% from target
RED	✘	Greater than 10% from target